

How to Send Reminders to Inactive Members?

As the site owner, you would like to send reminder emails to the members if they have not logged in for a long time. This is important since it helps catch some users who otherwise would leave the site permanently.

Log into your AdminCP and click on **Members > Inactive Members**

Dashboard

Apps

Globalization

Appearance

Members

Browse Users

Manage User Groups

User Group Settings

Subscriptions

Promotions

Custom Fields

Manage Settings

Relationship Statuses

Inactive Members

Cancelled Members

Search IP Address

Settings

Maintenance

Logout

Inactive Member Reminder

Show users who have not logged in for: days

Search

within

Groups

Gender




View More Search Options

This feature uses the language phrases `inactive_member_email_subject` and `inactive_member_email_body` to send an email.

Get Inactive Members

Process mailing job to all inactive members

Reset

| <input type="checkbox"/> | ID | Photo | Display Name | Email Address | Groups | Last Activity | Settings |
|--------------------------|----|---|--------------|--------------------------|--------------------|--------------------------------------|----------|
| | 13 |  | Amy123 | amy@mailinator.com | Registered User | July 9, 2021 (171.239.148.25) | |
| | 21 |  | blair | blair@mailinator.com | Registered User | July 4, 2021 (171.239.148.25) | |
| | 2 |  | Carol cute | linhlinhle1303@gmail.com | GreenPoint Sellers | December 10, 2020 (115.79.61.222) | |

Process mailing job to selected

In this page, you can get a list of Inactive Members and send the reminders message to them.

This feature will send emails with the email content of the phrase "`user.mail_inactive_users`". You may like to go to **Globalization > Phrases** to search and update this phrase if you want.