

# Export To Do List













phpFox has a built-in tool to help developers export their app to a package \*.zip format. To enable export tool, you must enable [Techie Mode](#).

Before exporting your app, you should review **Install.php**, edit setOthers methods to add author information.

```
//Set other information for your app
$this->_publisher = 'Your company name';
$this->_publisher_url = 'Your company website';
```

*Install.php contains all app configurations, we will explain detail in the next section.*

Log into the AdminCP and navigate over to Apps with Techie Mode is enabled. Click on an app and at the bottom right you should find an Export link, Save the \*.zip package file, you can use this package to install on others phpFox site either publish to phpFox store.

 Subscriptions	4.6.5	4.6.5	phpFox	<input checked="" type="checkbox"/> ON 
 Tag	Core	Core	phpFox	<input checked="" type="checkbox"/> ON 
 ToDoList	4.1.0	N/A	n/a	<input checked="" type="checkbox"/> ON 
 Track	Core	Core	phpFox	<input checked="" type="checkbox"/> ON 
 Twemoji Awesome	4.6.0	4.6.0	phpFox	<input checked="" type="checkbox"/> ON 
 Videos	4.7.6	4.7.6	phpFox	<input checked="" type="checkbox"/> ON 

Re-validation

Export

Uninstall

[Next Chapter](#)