

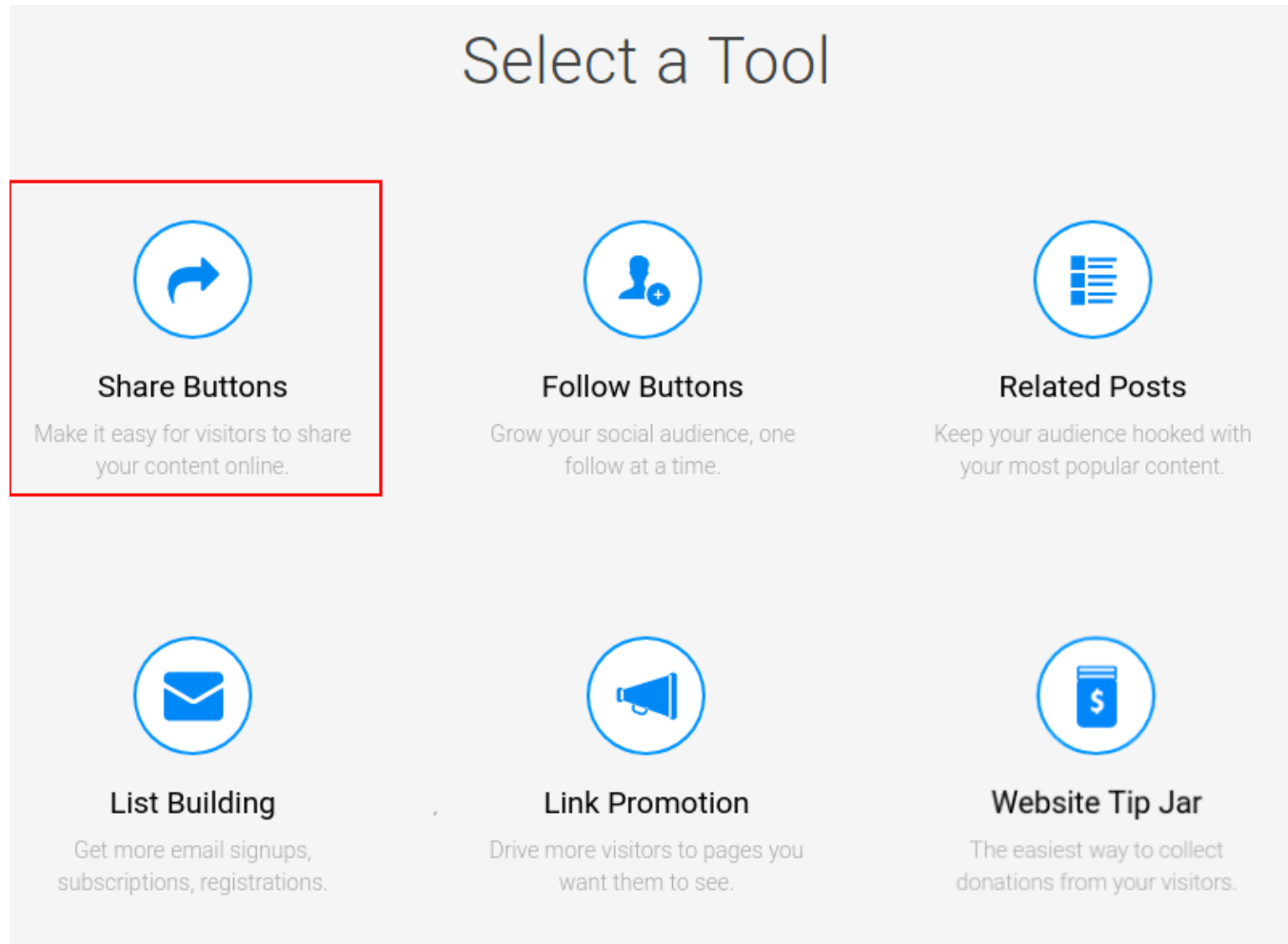
Addthis Integration

From phpFox version 4.5.2, we have supported integrating Addthis with phpFox. This doc will guide you how to get and configure Addthis on your site.

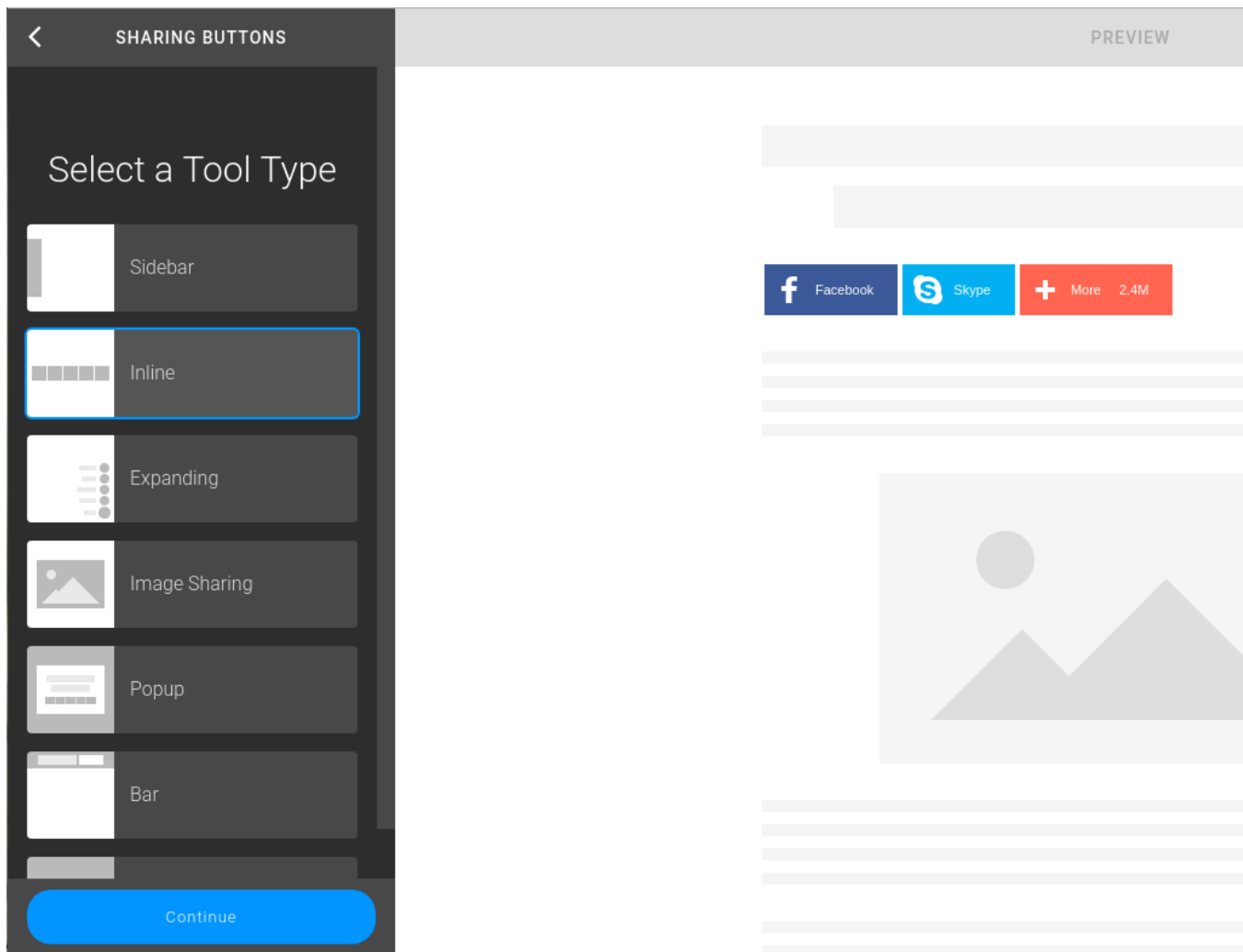
Get Addthis public id and custom html

Follow these steps to get the configuration:

- First, go to [Addthis site](#), register an account and login to it.
- Go to menu **Tools**, click **Add new tool**, choose **Share Buttons** tool.



- Choose share button type **Inline** then you can customize your tool.



- After completing your customization, you can get your tool's id and html code as below.

Tool id:

1

First copy the following code.

```
<!-- Go to www.addthis.com/dashboard to customize your tools --> <script  
type="text/javascript" src="//s7.addthis.com/js/300/addthis_widget.js#pubid=ra-  
57ee1dcaf22430e5"></script>
```

COPY

Html code:

3

Finally, add this additional code within the body of your page to fully activate your inline tools. Simply copy and paste the code below to the places on your page where you want the tools to appear.



Inline Share Buttons

```
<!-- Go to www.addthis.com/dashboard to  
customize your tools --> <div  
class="addthis_inline_share_toolbox_dc39">  
</div>
```

COPY

After getting these values, the next step is entering the configurations to your phpFox site.

Configure Addthis in AdminCP

- Go to AdminCP, search the settings: **AddThis - Public ID**
- and **AddThis - Inline Share Button** and enter the configuration you have got in above step.

AddThis - Public ID

ra-59a681a77ea671ad

Provide the ID of your AddThis profile.

AddThis - Inline Share Button

```
<!-- Go to www.addthis.com/dashboard to customize your tools --> <div class="addthis_inline_share_toolbox_e59s"></div>
```

In case you have already customized your tools with inline rule, you can put the code here.

Note: In case you don't enter those configuration, the site will use style inline for default

Congratulation! You have completed all steps for integrating Addthis with your site. Below are examples how it look like (on Core Videos app):

- Default style for **Addthis** block (admin haven't configured or customized yet)

PHPFOX


[Home](#) [Blogs](#) [Members](#) [Photos](#) [Forum](#) [Polls](#) [Quizzes](#) [Events](#) [Music](#) [Marketplace](#) [Pages](#) [Groups](#) **Videos** [Explorer](#)

Videos

Maybe April on Audiotree Live (Full Session) - YouTube

Yesterday, 9:03 am · by **Admin** · 4 Views

Maybe April on Audiotree Live (Full Session)



[f](#) [t](#) [v](#) [e](#) [+](#)

Maybe April performs on Audiotree Live, July 22, 2014. iTunes: <http://apple.co/2ttdBy9> Spotify: <http://bit.ly/2ismNHV> Bandcamp: <http://bit.ly/2KXz9Ht> Google ...

- A custom style for **Addthis** block (admin has updated **AddThis - Public ID** and **AddThis - Inline Share Button** settings)

Videos

phpFox Introduction - YouTube

6 hours ago · by **Admin** · 2 Views



Want to know more information about phpFox? Watch this video and start your own social network right now! <http://www.phpfoxer.com/>



Write a comment...