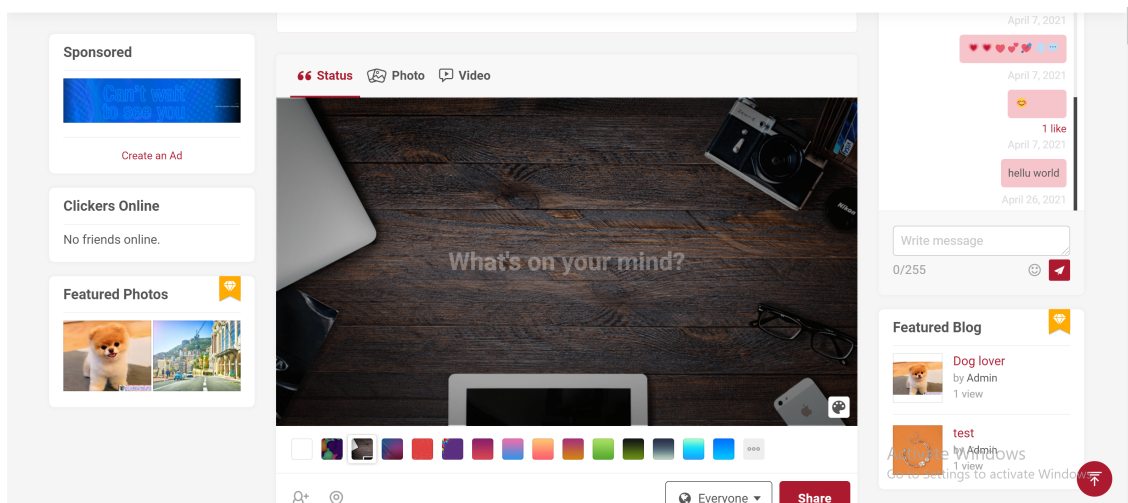
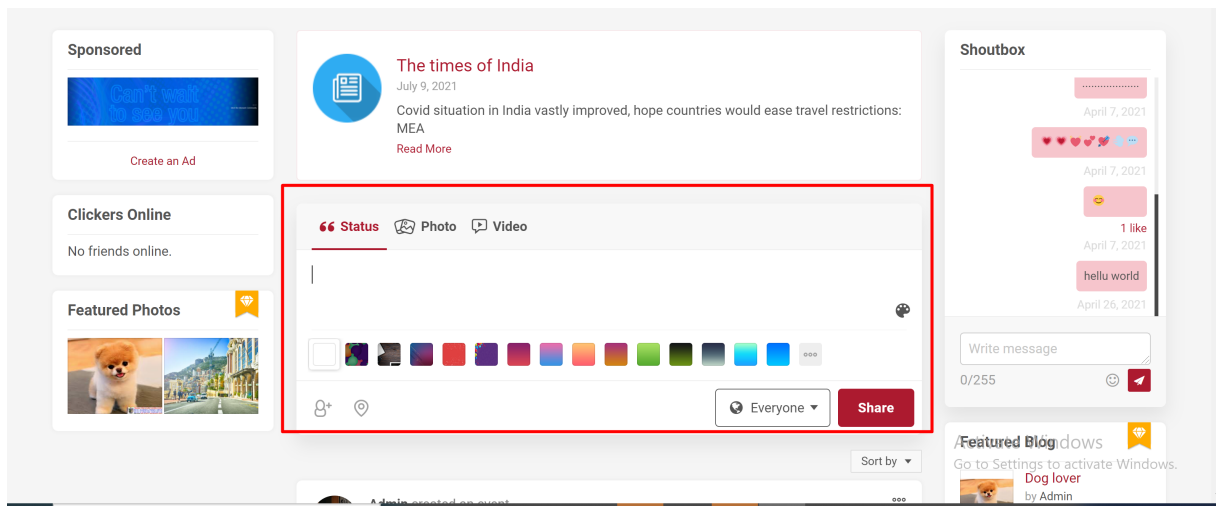


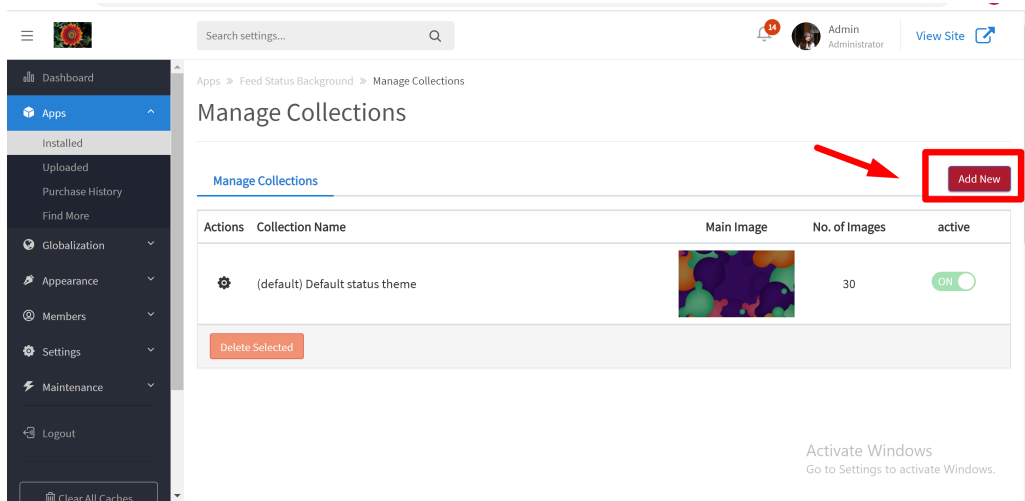
Creating new status with Feed Status Background and Creating new collections of background images.

1. **Creating new status with Feed Status Background:** From **Activity Feeds** > Click on **Status** > and then you can select a **background** for your status.

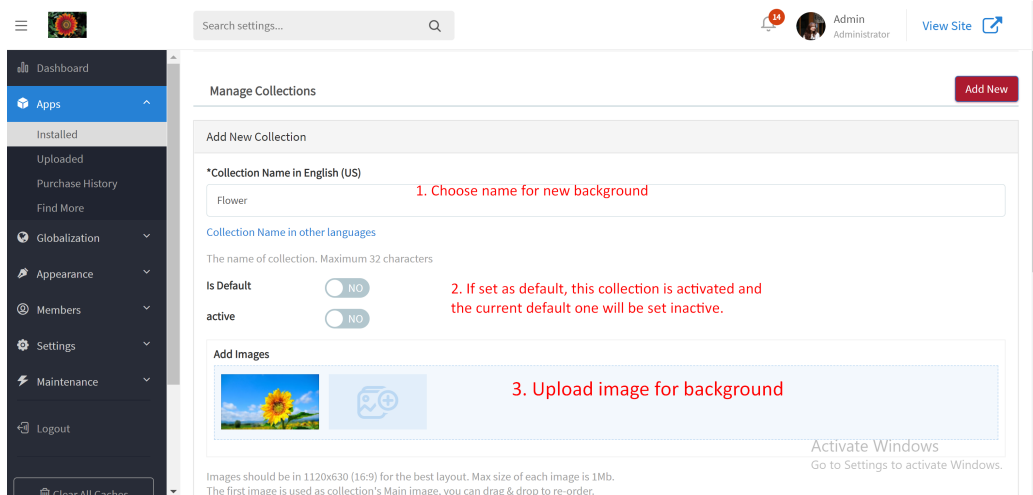


2. **Creating new collections of background images.**

From your **AdminCP>Apps>Feed Status Background>Press Add New**



Then, it will redirect you to a page and you have to fill in all necessary information to create your new background image. Please do not forget to press **Save change** when done



The background image will be appeared in **Manage Collections** field and if you want to **edit/delete/set as default** for it, just simply click on the setting symbol on the left side of the screen.

Tips: Always clear cache after making any changes.

Finally, go to the **Front-end** to check for the new background image. From now on, there are having up to **2 image collections** active for users to select in the live platform.

Sponsored



Create an Ad

Clickers Online

No friends online.

Featured Photos



The times of India

July 9, 2021

Covid situation in India vastly improved, hope countries would ease travel restrictions:

MEA

[Read More](#)

Status

Photo

Video

What's on your mind?

Flower

Default status theme



Everyone

Share

Sort by

Shoutbox

April 7, 2021

1 like

April 7, 2021

1 like

April 7, 2021

hellu world

April 26, 2021

Write message

0/255

Featured Blog

Go to Settings to activate Windows.

Dog lover
by Admin