

How to use phpFox Mobile app on Apple Store and Google Play



You need to set up Mobile API in AdminCP in order to use phpFox Mobile app with your phpFox site. Please refer to this [article](#) for detailed instructions.

Install iOS app and Android app

Go to AppStore or Google Play on your device and search for "*phpFox*" app, then download and install the app named **phpFox**.



After installing the app, launch it.

On the first screen, please enter the URL of your phpFox site in **Server Address** field. For example: if your phpFox site is at URL : *https://yourdomain.com*, please put value "*https://yourdomain.com*" into this field.

Then tap **Connect**.



For Testing purpose, you can use our mobile demo site at URL: <https://mobileapi.phpfox.com>

User: phpfoxtest1@phpfox.com - Password: 123456



Sever Address

<https://mobileapi.phpfox.com/>

CONNECT

If Mobile API has been set up properly on your site, users will then go to Log in Screen.



Sign in to your account

Email

mobile@phpfox.com

Password

●●●●●●●●●●



SIGN IN

[Change Address](#)


[Forgot Password?](#)

Sign in with Facebook


Don't have an account? [SIGN UP](#)

On this Login Screen, enter login credentials of the user on phpFox site. There are options for users to **Sign up** new **account** or **reset password** as well as **Log in with Facebook**


After signing in/up, users can enjoy your social with the phpFox Mobile app.




Q Search




Share something in your mind?




STATUS




PHOTO




VIDEOS




CHECK-IN



Gershwin Gabriel is now friends with **Fox Observer**






6 hours ago · 



Fox Observer

3 mutual friends: Michael Daniels, Jorjio luter, Darbe-g

Male. Lives in Philippines. Born on December 28, 1983



Have a good time!