

Changing User Group Settings



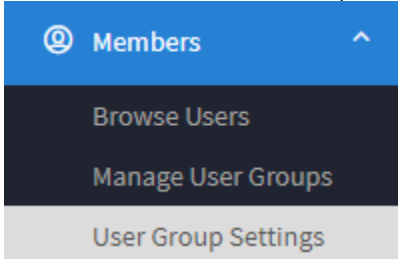
Archives

You are using phpFox version earlier than 4.6.0? Please refer instruction for this article [here](#).

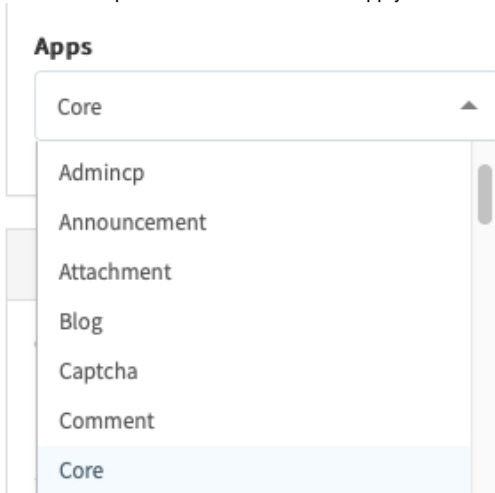
This tutorial will show you how to change settings for a user group. User Group Settings allows Admin to configure what a user can and can't do on your website.

This assumes you are already logged in as the Admin user and are [logged into the AdminCP](#).

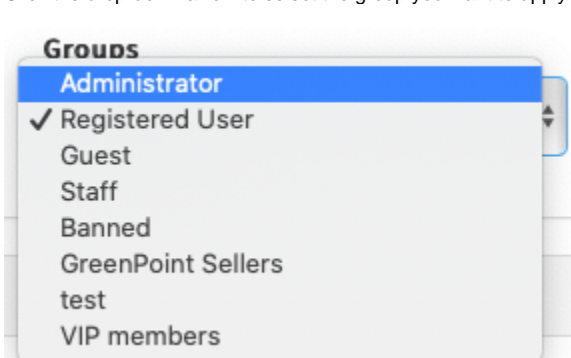
- Go to Members and Select User Group Settings.



- Click the drop-down arrow to select the app you want to change the settings for.



- Click the drop-down arrow to select the group you want to apply the changes in the settings for.



- Once the specific app and group are selected (we chose Photo and Registered User as an example). You'll see a list of all of the settings available for this app in this specific user group. Select YES to Enable and NO to Disable.

Dashboard

Apps

Globalization

Appearance

Members

Browse Users

Manage User Groups

User Group Settings

Subscriptions

Promotions

Custom Fields

Manage Settings

Relationship Statuses

Inactive Members

Cancelled Members

Search IP Address

Settings

Maintenance

Logout

User Group Settings » Registered User (ID#2)

Create User Group

Apps

Groups

Photos

Registered User

User Group Settings

Can upload photos?

YES

Maximum number of images per upload

50

Define the maximum number of images a user can upload each time they use the upload form. Leave to 0 for no images Notice: This setting does not control how many images a user can upload in total, just how many they can upload each time they use the upload form to upload new images.

Activity points

1

How many activity points should a user receive for uploading a new image.


Can create a new photo album?


YES

Can use privacy settings when creating an album?

Save Changes

- Click SAVE CHANGES when you're done.

 Settings are done per user group so you'll need to check and set up each user group.

 Be cautious of what you change for the Administrator user group as some settings can lock you out of the site. Please read all descriptions before changing user group settings of Administrator.