


Purchase apps

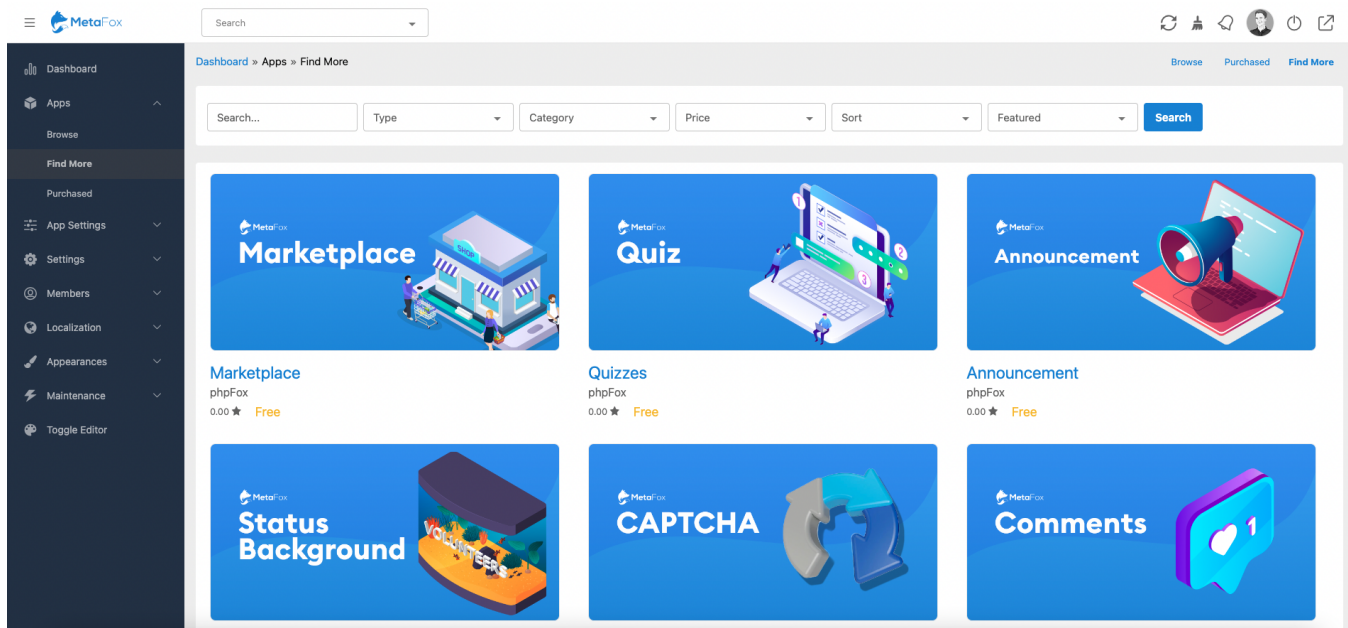
 You will need to have a official MetaFox license to purchase apps

Assume that you are holding a MetaFox license. This article will guide you on how to purchase apps, such as ChatPlus solution on the MetaFox Appstore in 2 ways: on [MetaFox AppStore](#) and in AdminCP of MetaFox site.

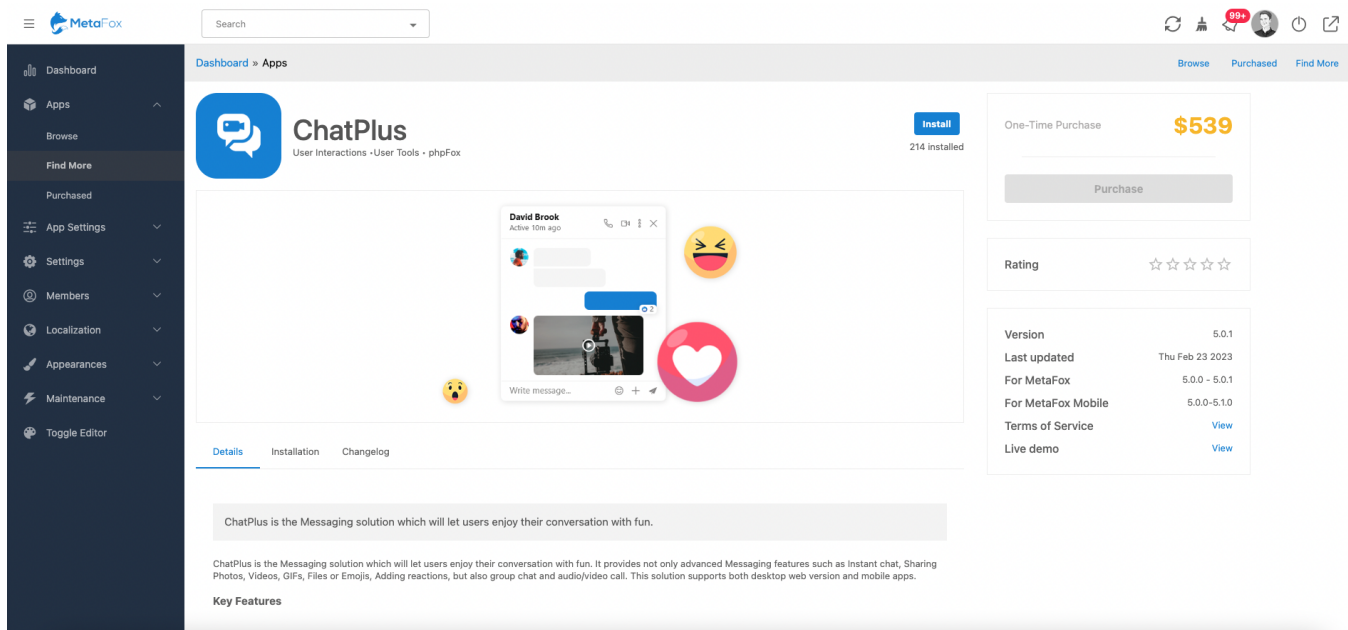
Purchase apps in AdminCP of MetaFox site

In this section, we will walk you through step by step to purchase app in AdminCP. Assume that your MetaFox site has been set up with an official MetaFox license successfully.

Now, you can log into your MetaFox site with Admin user and go to the **AdminCP > Apps > Find More** page



On this page, you can search and then view the app you would like to purchase, such as ChatPlus



If your MetaFox site is compatible and eligible to purchase the app, the Purchase button is enabled (with blue color). You can click on Purchase button to process payment via Paypal.

Once payment is made successfully, the app license will be added and associated with your MetaFox license automatically. You will verify your purchase in the **AdminCP > Apps > Purchased** page.

Purchase apps on MetaFox AppStore

Firstly, you will need to log into the MetaFox Appstore (<https://appstore.phpfox.com>) with the same credential on Client Area (<https://clients.phpfox.com>)

After logging into MetaFox Appstore successfully, you can search and go to the app you would like to purchase.


The screenshot shows the MetaFox AppStore interface. At the top, there's a navigation bar with 'MetaFox', 'Store', 'Apps' (highlighted), 'Experts', 'Community', and 'Documentation'. A search icon and a user profile icon are on the right. The main content area features the 'ChatPlus' app by 'PhpFox'. It includes a large image of the app's interface, a '214 installed' badge, and a 'Buy Now' button. To the right of the app image, there's a pricing box showing a 'One-Time Purchase' of '\$539', an 'Access to Upgrade' section with a 'Free Upgrade' option, and a 'Rating' section with five stars and the text 'No review for this product'. Below the app image, there's a 'Details' tab and a 'Reviews' tab. The 'Details' tab shows 'WHAT'S NEW?' with 'Updated 5.0.1'. Below this, there's a description of ChatPlus as a messaging solution and a list of 'Key Features' including 'New chat conversation, group chat conversation' and 'Public/Private group chat'. To the right of the app details, there's a table with technical specifications: 'Version' (5.0.1), 'Last updated' (March 3, 2023), 'For MetaFox' (5.0.0 - 5.0.1), 'Support MetaFox Mobile' (5.0.0 - 5.1.0), 'Terms of Service' (with a 'View' link), and 'Live demo' (with a 'View' link). At the bottom right, there's a 'phpFox' logo with a five-star rating.


Click the blue **Buy Now** button on the top-right pricing box, you will go to the Checkout page as below. In this page, you can


- Add Coupon code to apply discount if having any
- Choose MetaFox license that the app license will be associated to. You can use the Check License button to make sure that your MetaFox license is compatible with the app license.


The screenshot shows the MetaFox AppStore checkout page. At the top, there's a navigation bar with 'MetaFox', 'Store', 'Apps' (highlighted), 'Experts', 'Community', and 'Documentation'. A search icon and a user profile icon are on the right. Below the navigation bar, there's a progress bar with three steps: 'Login', 'Review your Order' (highlighted), and 'Done'. The main content area is titled 'Review and confirm your order'. It features a 'From phpFox' section with the 'ChatPlus' app details, including a 'Subtotal: \$539' and a 'Discount Total: \$0', resulting in a 'Total: \$539'. Below this, there's a section for 'Do you have any Coupon Code?' with a text input field and a 'Use' button. To the right, there's a 'phpFox License ID' section with a dropdown menu showing '(no domain) - 811df2ed2056b63f62a732391' and a 'Check License' button. Below the license section, there's a 'PayPal' logo and a 'What is PayPal?' section with a 'Place Order' button. At the bottom, there's a footer with '©2023 MetaFox Appstore' and links for 'About Us', 'Privacy', 'Cookies', 'Store Policy', and 'Developers Program'.

Then, you can click on Place Order button on the Checkout page to process payment with Paypal.





 \$539.00 USD ▾



You are logging into the account of the seller for this purchase. Please change your login information and try again.

Pay with PayPal

English ▾

Email


Password

Log In

Having trouble logging in?

or


Pay with Debit or Credit Card



New. Faster. Easier.

Welcome to the new PayPal checkout!
The security you rely on – now even faster.
It's everything checkout should be.

[Cancel and return to PHPFox](#)

[Policies](#) [Terms](#) [Privacy](#) © 1999 - 2023 

Once payment is made, app license will be added and associated with your MetaFox license automatically.